



DEPARTMENT OF THE ARMY
CAMP STANLEY STORAGE ACTIVITY, MCAAP
25800 RALPH FAIR ROAD, BOERNE, TX 78015-4800

July 14, 2016

U-072-16

SUBJECT: Sampling of Water Wells HS-2 and HS-3

[REDACTED]
[REDACTED]
[REDACTED]

San Antonio, TX 78298

Dear [REDACTED]:

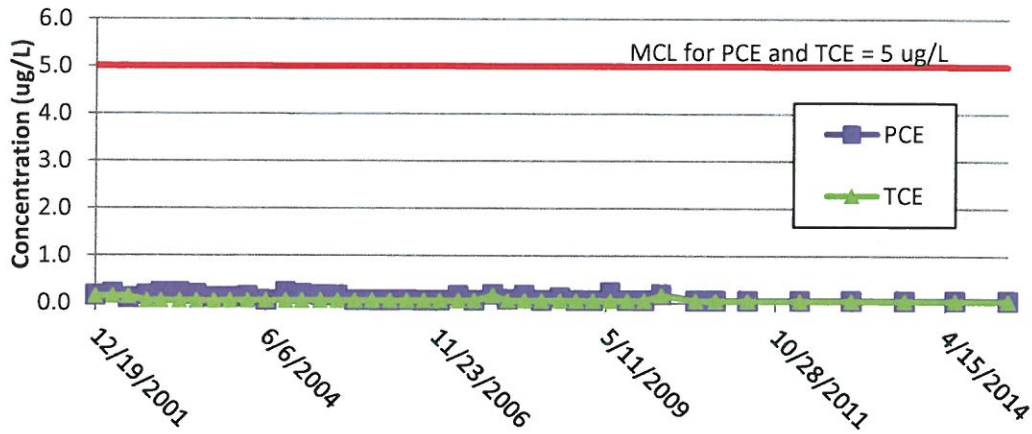
Camp Stanley Storage Activity (CSSA) has been monitoring off-post groundwater for the presence of volatile organic compounds (VOCs) since 1999. The locations and frequencies for sample collection are determined by a process called Long-Term Monitoring Optimization (LTMO), which is performed by CSSA every five years. The most recent LTMO evaluation was performed in 2015, and the resulting recommendations were approved by the U.S. Environmental Protection Agency (USEPA) and the Texas Commission on Environmental Quality (TCEQ).

LTMO focuses the groundwater monitoring effort by increasing monitoring frequency and sampling locations in areas where there are data gaps, and eliminating redundant sampling of the groundwater plume. For the mature monitoring program at CSSA, where we have been testing groundwater quality for nearly 20 years, data gaps have been filled and the extent of contamination is well understood. Decreases in monitoring frequency and locations can be implemented in ways that do not sacrifice monitoring objectives, maintain adequate understanding of groundwater conditions, but also provide cost savings.

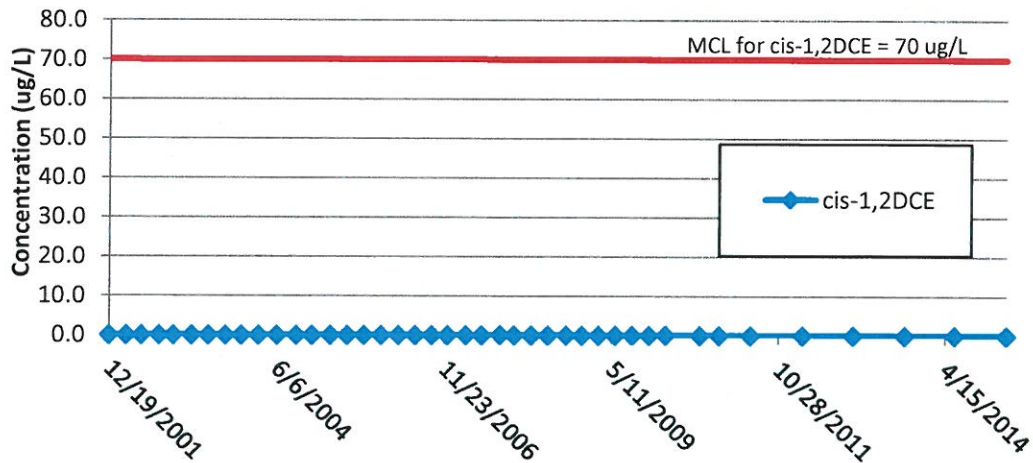
As a result of the 2015 LTMO evaluation, your wells are two of 41 off-post wells that are recommended for exclusion from future monitoring. Wells recommended for exclusion from future sampling are either greater than 1.5 miles from the CSSA boundary and the groundwater plume, or they have consecutive non-detect results over the course of 5 years of sampling. Contaminant concentrations in wells greater than 1.5 miles from the CSSA boundary are not expected to increase in the future due to their distance from the plume's source. Wells with consistent non-detect concentrations over 5 years are also unlikely to see a change in their concentrations.

The following chart shows the entire history of groundwater sampling results from your wells and compares them to the USEPA Maximum Contaminant Levels (MCLs) for drinking water:

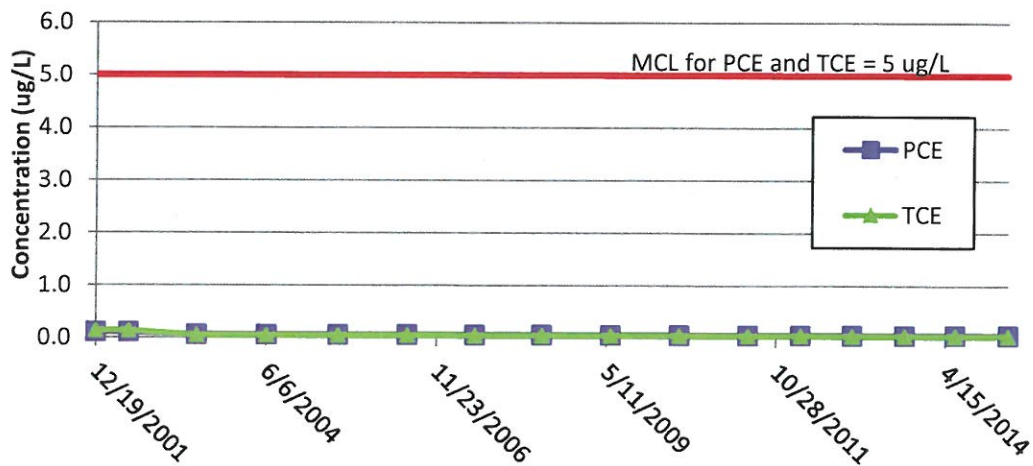
PCE and TCE Concentrations in Well HS-2

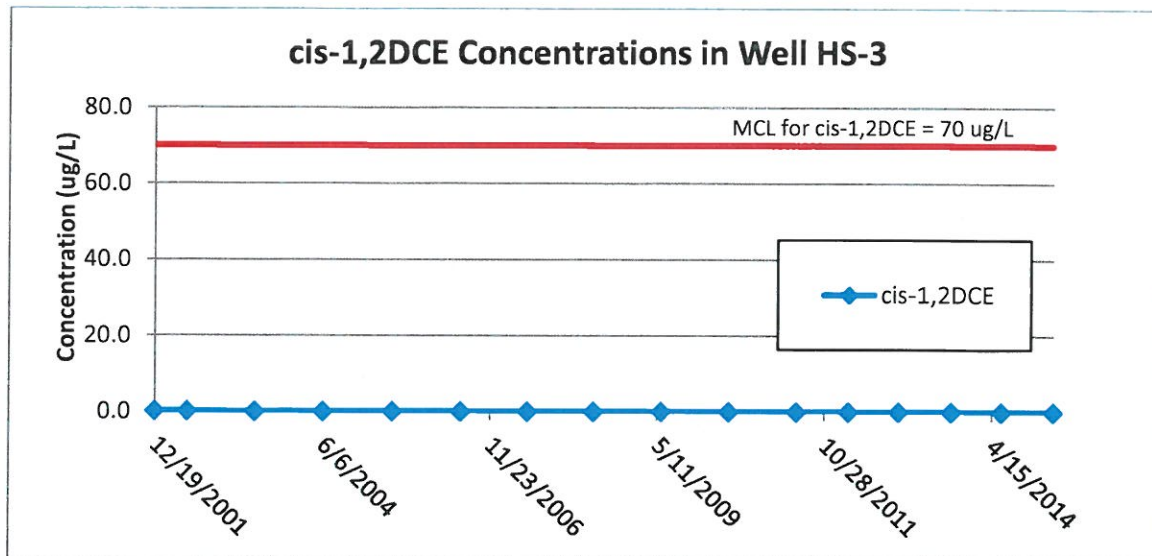


cis-1,2DCE Concentrations in Well HS-2



PCE and TCE Concentrations in Well HS-3





Based on the past results of samples collected at your wells, shown in the above graphs, USEPA and TCEQ have concurred with removing your wells from the monitoring program.

As part of the ongoing CSSA environmental program, we are continuing to investigate and cleanup VOC source areas on the installation and to track these compounds in groundwater both on- and off-post.

If you have any questions concerning this letter, please contact Felicia Kraintz, Environmental Program Manager, at (210) 295-7067.

Sincerely,


Jason D. Shirley
Installation Manager

cc: Mr. Greg Lyssy, EPA Region 6
Ms. Amanda Pirani, TCEQ Central Office
Mr. Jorge Salazar, TCEQ Region 13
Ms. Kyle Cunningham, San Antonio Metropolitan Health Dist.
Ms. Julie Burdey, Parsons