






**LEGEND**

- |  |  |  |   |
|--|--|--|---|
|  SP | Sample Port with 3/16" Hose<br>Bard/Ball Valve |  PI | Pressure Indicator  |
|  AF | Flow Measuring Port                            |  TI | Temperature Indicator   |
| FCV  | Flow Control Valve                             |     | 500 Combined AOC-65<br>SVE/Bldg. 90 Subslab<br>Vapor-Phase Carbon<br>Treatment Unit |
| VRV  | Vacuum Relief Valve                            |  |   |
| SV   | Shut Off Valve                                 |  |   |

**Figure 3.7**

Typical Blower System Instrumentation Diagram  
 AOC-65 SVE System  
 April 2002  
 Camp Stanley Storage Activity

