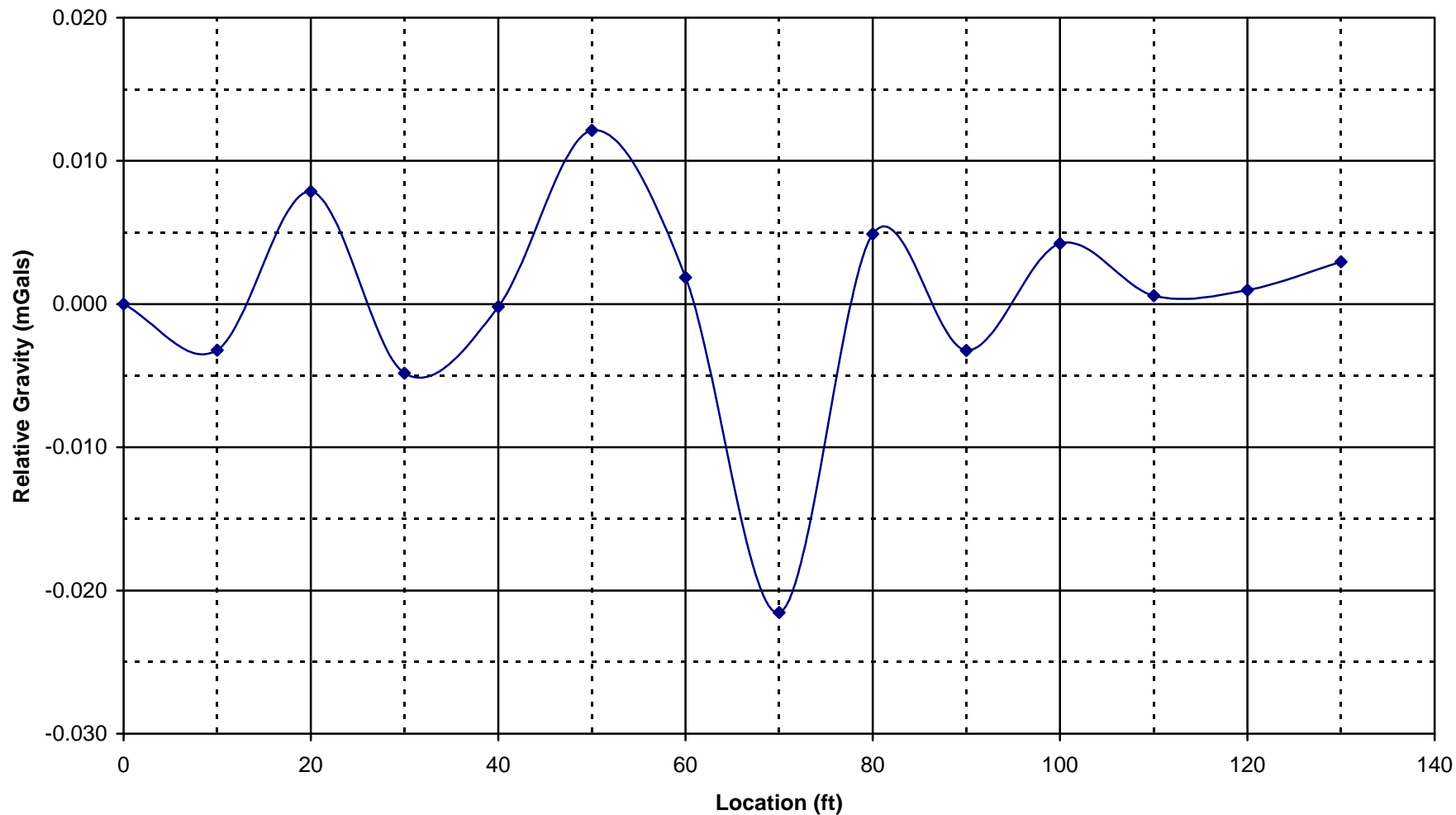
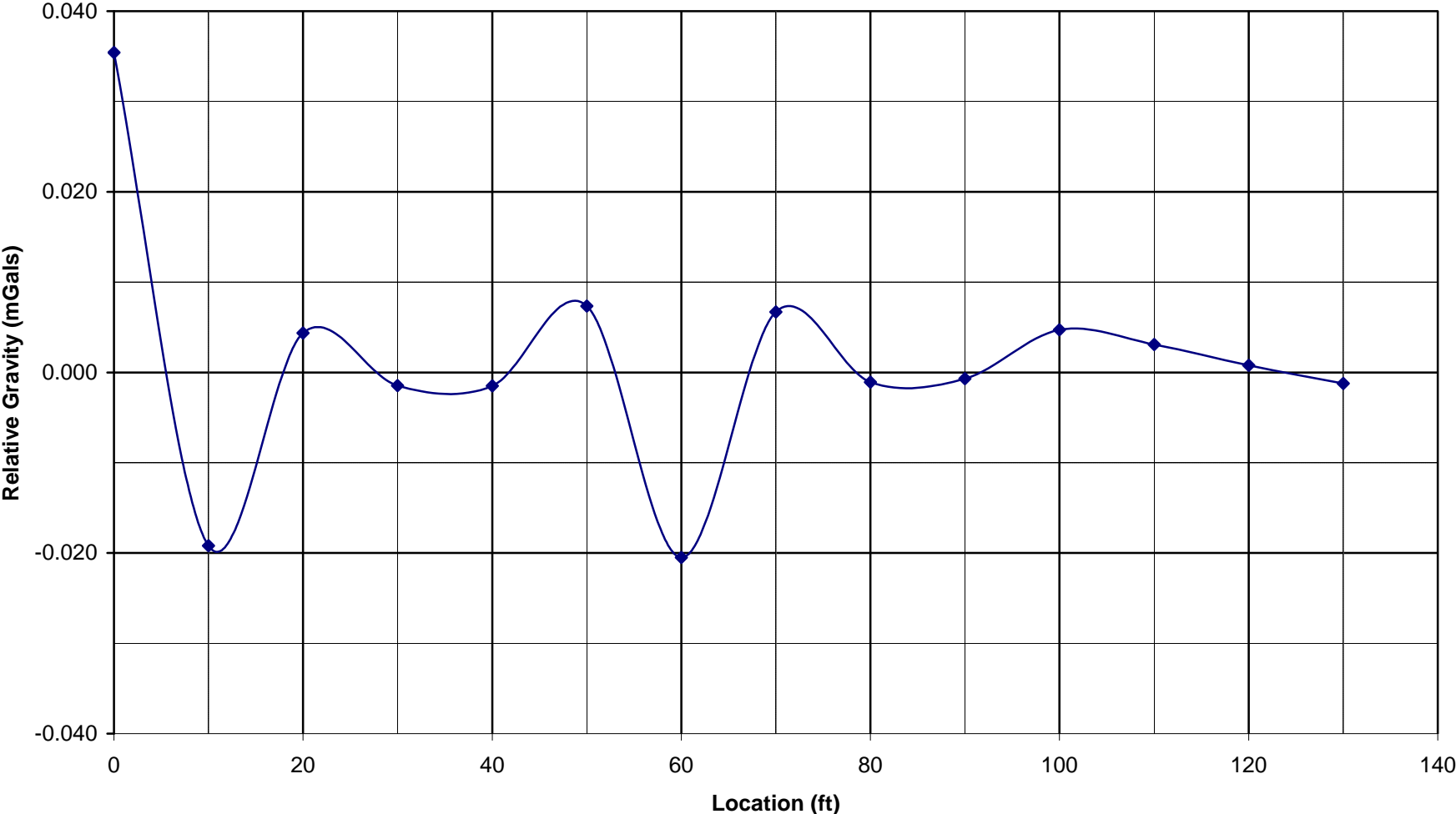


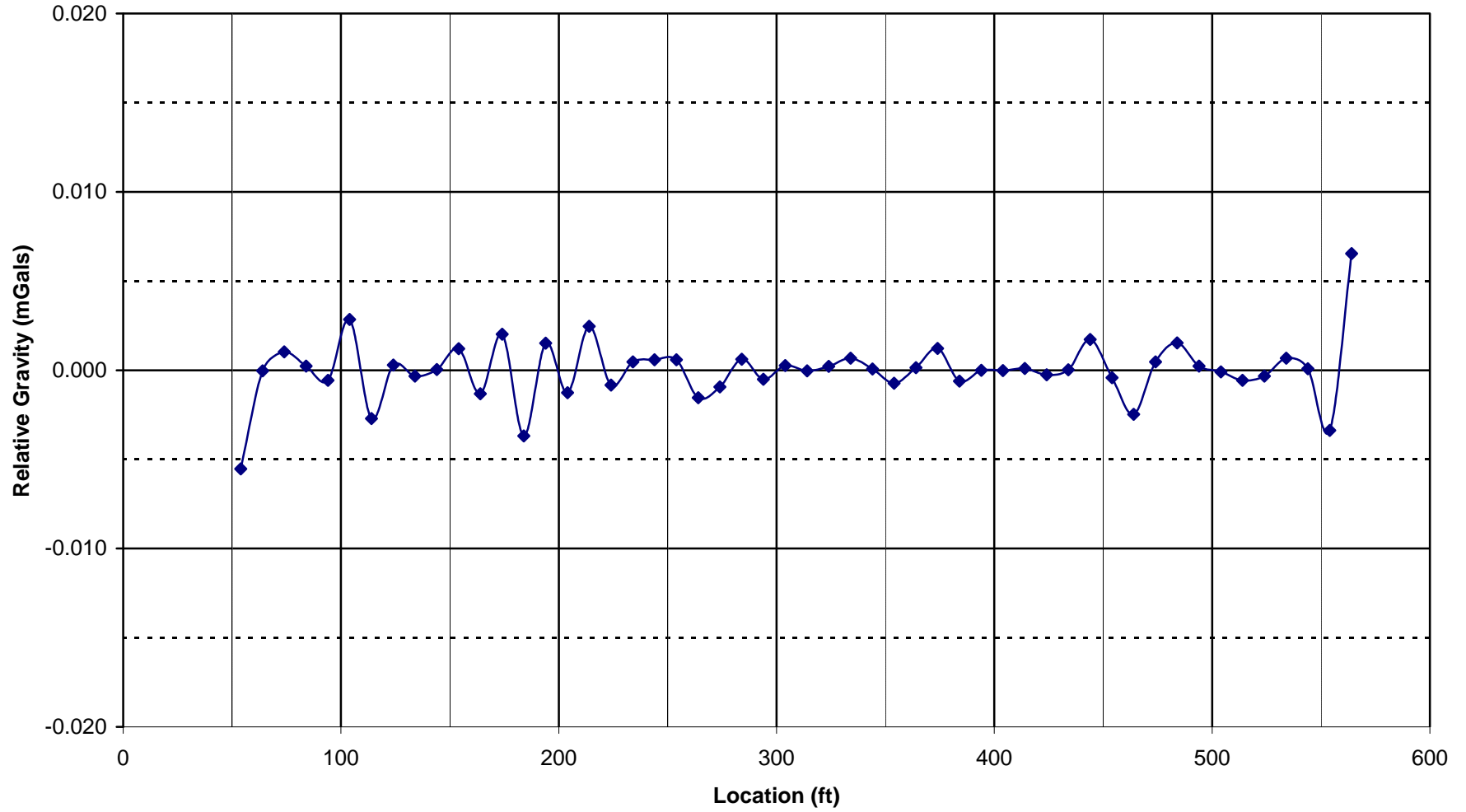
**FIGURE B-1**  
**LINE460 Microgravity Survey Results**  
**Camp Stanley Storage Activity, Texas**



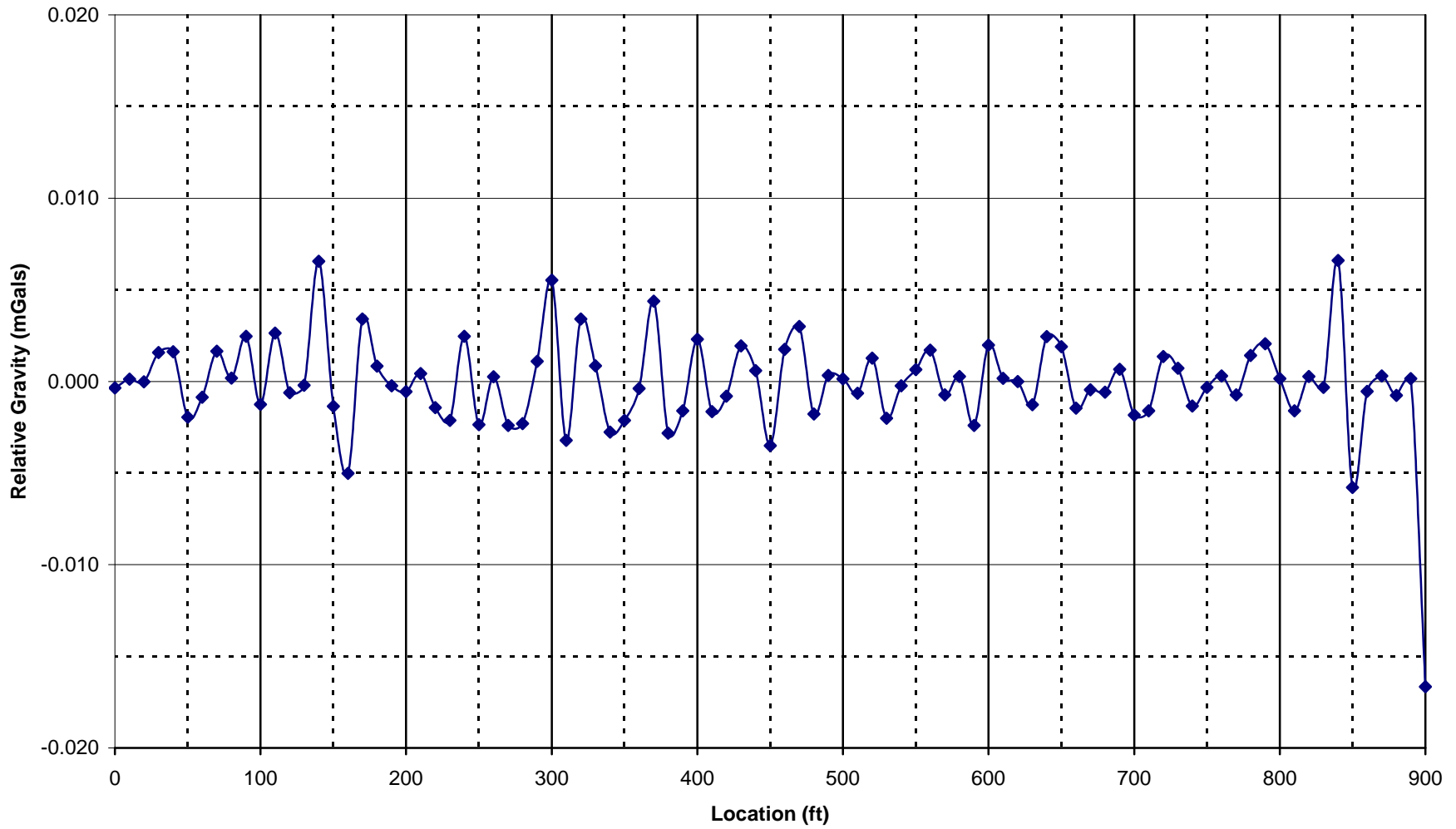
**FIGURE B-2**  
**LINE510 Microgravity Survey Results**  
**Camp Stanley Storage Activity, Texas**



**FIGURE B-3**  
**WEST0FT Microgravity Survey Results**  
**Camp Stanley Storage Activity, Texas**



**FIGURE B-4**  
**WEST80FT Migravity Survey Results**  
**Camp Stanley Storage Activity, Texas**



**FIGURE B-5**  
**MW8-MW10 Microgravity Survey Results**  
**Camp Stanley Storage Activity, Texas**

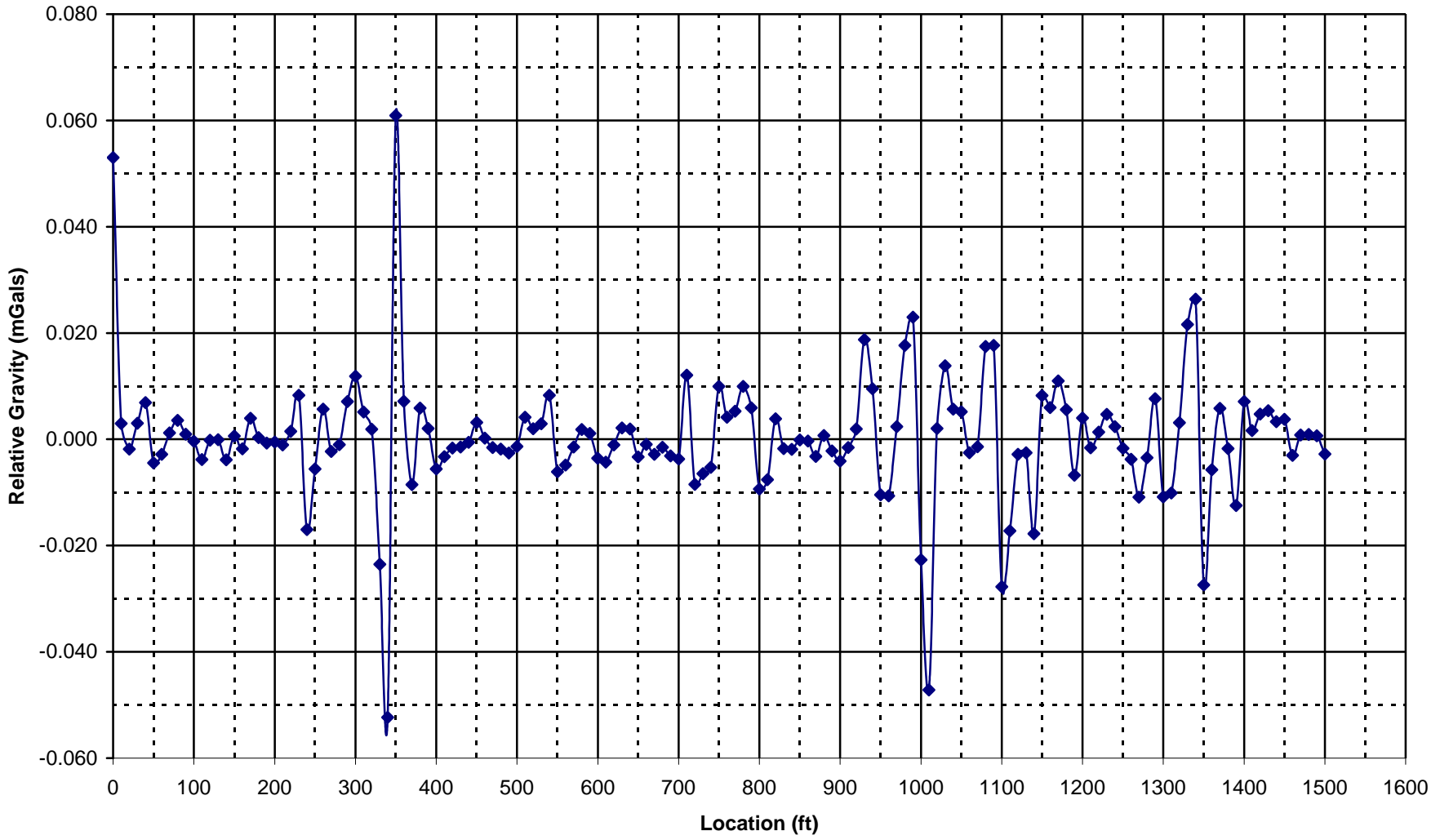


TABLE B-1  
 LINE460 MICROGRAVITY SURVEY RESULTS  
 AOC 65 Treatability Study  
 Camp Stanley Storage Activity, Boerne, TX

Profile:		LINE460							
Date collected:		12/21/2001							
Instrument counter reading:		27438							
Density of bedrock unit:		2.37 g/cm <sup>3</sup>							
Latitude of starting (0) point:		29deg 41' 07"= 29.685 deg.							
Gravity change with latitude:		0.000213 mGals/ft							
Station	Time	Instrument Reading	Drift	Elevation	Elevation Correction	Latitude Correction	Uncorrected Gravity	Trend Removal	Corrected Gravity
0	8:32	47.856	0.007	1217.18	77.621	0.098	-0.014	-0.011	
10	8:40	47.867	0.019	1217.20	77.623	0.098	-0.014	-0.011	-0.003
20	8:45	47.875	0.026	1217.35	77.632	0.098	-0.004	-0.011	0.008
30	8:50	47.876	0.033	1217.24	77.625	0.098	-0.017	-0.012	-0.005
40	8:53	47.886	0.038	1217.17	77.621	0.098	-0.016	-0.015	0.000
50	9:03	47.894	0.047	1217.21	77.623	0.098	-0.014	-0.026	0.012
60	9:07	47.895	0.048	1216.67	77.589	0.098	-0.049	-0.050	0.002
70	9:11	47.900	0.049	1215.98	77.545	0.098	-0.089	-0.067	-0.022
80	9:15	47.902	0.050	1216.35	77.568	0.098	-0.064	-0.069	0.005
90	9:35	47.900	0.056	1216.63	77.586	0.098	-0.055	-0.052	-0.003
100	9:44	47.902	0.059	1216.94	77.606	0.098	-0.035	-0.040	0.004
110	9:46	47.904	0.059	1217.02	77.611	0.098	-0.029	-0.029	0.001
120	9:50	47.904	0.060	1217.11	77.617	0.098	-0.024	-0.025	0.001
130	9:55	47.900	0.061	1217.22	77.624	0.098	-0.022	-0.025	0.003

Base Gravity Readings		
Location	Time	Instrument Reading
base	8:27	47.843
base	8:58	47.888
base	9:40	47.901
base	10:04	47.906
Average:		47.885

TABLE B-1  
LINE460 MICROGRAVITY SURVEY RESULTS  
AOC 65 Treatability Study  
Camp Stanley Storage Activity, Boerne, TX

Latitude Correction:	0.096
Base Elevation:	1216.88
Elevation Correction:	77.602
Observed Gravity:	125.582

TABLE B-2  
 LINE510 MICROGRAVITY SURVEY RESULTS  
 AOC 65 Treatability Study  
 Camp Stanley Storage Area, Boerne, TX

Profile:		LINE510							
Date collected:		12/21/2001							
Instrument counter reading:		27438							
Density of bedrock unit:		2.37 g/cm***							
Latitude of starting (0) point:		29deg 41' 07"= 29.685 deg.							
Gravity change with latitude:		0.000213 mGals/ft							
Station	Time	Instrument Reading	Drift	Elevation	Elevation Correction	Latitude Correction	Uncorrected Gravity	Trend Removal	Corrected Gravity
0	9:58	47.906	0.004	1216.78	77.596	0.109	0.002	-0.034	0.035
10	10:08	47.904	0.005	1215.98	77.545	0.109	-0.053	-0.034	-0.019
20	10:12	47.906	0.006	1216.00	77.546	0.109	-0.050	-0.054	0.004
30	10:15	47.905	0.006	1215.86	77.537	0.109	-0.060	-0.059	-0.001
40	10:20	47.906	0.006	1215.76	77.531	0.109	-0.066	-0.064	-0.001
50	10:23	47.910	0.007	1215.68	77.526	0.109	-0.067	-0.074	0.007
60	10:33	47.907	0.007	1215.36	77.505	0.109	-0.091	-0.070	-0.020
70	10:38	47.907	0.006	1215.95	77.543	0.109	-0.053	-0.059	0.007
80	10:43	47.908	0.006	1216.21	77.559	0.109	-0.035	-0.033	-0.001
90	10:46	47.906	0.006	1216.57	77.582	0.109	-0.013	-0.013	-0.001
100	10:49	47.908	0.005	1216.90	77.603	0.109	0.010	0.005	0.005
110	10:56	47.907	0.007	1217.08	77.615	0.109	0.019	0.016	0.003
120	11:00	47.904	0.009	1217.16	77.620	0.109	0.019	0.018	0.001
130	11:03	47.900	0.010	1217.21	77.623	0.109	0.017	0.018	-0.001

Base Gravity Readings		
Location	Time	Instrument Reading
base	9:40	47.901
base	10:04	47.906
base	10:28	47.908
base	10:53	47.906
base	11:06	47.913
Average:		47.907



TABLE B-2  
LINE510 MICROGRAVITY SURVEY RESULTS  
AOC 65 Treatability Study  
Camp Stanley Storage Area, Boerne, TX

Latitude Correction	0.096
Base Elevation:	1216.88
Elevation Correction	77.602
Observed Gravity	125.605

TABLE B-3  
WEST0FT MICROGRAVITY SURVEY RESULTS  
AOC65 Treatability Study  
Camp Stanley Storage Activity, Boerne TX

Profile:		WEST0FT							
Date collected:		12/20/2001							
Instrument counter reading:		27438							
Density of bedrock unit:		2.37 g/cm <sup>3</sup>							
Latitude of starting point (54'):		29deg 40' 58"= 29.683							
Gravity change with latitude:		0.000213 mGals/ft							
Station	Time	Instrument Reading	Drift	Elevation	Elevation Correction	Latitude Correction	Uncorrected Gravity	Trend Correction	Corrected Gravity
54	10:13	47.861	0.006	1217.20	77.651	0.012	-0.049	-0.043	-0.006
64	10:20	47.871	0.013	1217.21	77.652	0.014	-0.043	-0.043	0.000
74	10:24	47.878	0.018	1217.22	77.653	0.016	-0.038	-0.039	0.001
84	10:30	47.884	0.024	1217.23	77.653	0.018	-0.035	-0.036	0.000
94	10:37	47.891	0.031	1217.23	77.653	0.020	-0.033	-0.033	-0.001
104	10:42	47.897	0.036	1217.24	77.654	0.022	-0.030	-0.033	0.003
114	11:08	47.908	0.055	1217.25	77.655	0.024	-0.035	-0.032	-0.003
124	11:13	47.909	0.056	1217.26	77.655	0.026	-0.032	-0.032	0.000
134	11:17	47.909	0.056	1217.27	77.656	0.029	-0.029	-0.029	0.000
144	11:21	47.910	0.057	1217.28	77.656	0.031	-0.026	-0.026	0.000
154	11:26	47.911	0.057	1217.29	77.657	0.033	-0.023	-0.024	0.001
164	11:48	47.900	0.050	1217.30	77.658	0.035	-0.023	-0.022	-0.001
174	11:55	47.897	0.046	1217.31	77.658	0.037	-0.020	-0.022	0.002
184	12:00	47.889	0.043	1217.32	77.659	0.039	-0.023	-0.019	-0.004
194	12:07	47.891	0.039	1217.33	77.660	0.041	-0.014	-0.016	0.002
204	12:13	47.889	0.036	1217.34	77.660	0.043	-0.010	-0.009	-0.001
214	12:27	47.886	0.028	1217.35	77.661	0.046	-0.002	-0.005	0.002
224	12:36	47.878	0.023	1217.36	77.662	0.048	-0.002	-0.001	-0.001
234	12:41	47.875	0.019	1217.37	77.662	0.050	0.001	0.000	0.000
244	12:47	47.870	0.016	1217.38	77.663	0.052	0.002	0.002	0.001
254	12:55	47.862	0.011	1217.39	77.664	0.054	0.002	0.002	0.001
264	13:21	47.850	0.004	1217.40	77.664	0.056	0.000	0.002	-0.002
274	13:26	47.849	0.003	1217.41	77.665	0.058	0.003	0.004	-0.001
284	13:30	47.851	0.002	1217.42	77.665	0.060	0.008	0.008	0.001
294	13:35	47.851	0.001	1217.43	77.666	0.063	0.012	0.012	-0.001

TABLE B-3  
WEST0FT MICROGRAVITY SURVEY RESULTS  
AOC65 Treatability Study  
Camp Stanley Storage Activity, Boerne TX

304	13:43	47.852	0.000	1217.44	77.667	0.065	0.017	0.017	0.000
314	14:10	47.855	0.001	1217.45	77.667	0.067	0.022	0.022	0.000
324	14:14	47.856	0.000	1217.46	77.668	0.069	0.026	0.026	0.000
334	14:20	47.856	-0.001	1217.47	77.669	0.071	0.030	0.029	0.001
344	14:26	47.854	-0.002	1217.48	77.669	0.073	0.032	0.032	0.000
354	14:31	47.852	-0.003	1217.49	77.670	0.075	0.034	0.034	-0.001
364	14:42	47.853	-0.003	1217.50	77.671	0.078	0.037	0.037	0.000
374	14:47	47.856	-0.002	1217.49	77.670	0.080	0.041	0.040	0.001
384	14:52	47.856	-0.001	1217.47	77.669	0.082	0.041	0.041	-0.001
394	14:56	47.857	0.000	1217.46	77.668	0.084	0.042	0.042	0.000
404	15:00	47.858	0.001	1217.45	77.667	0.086	0.044	0.044	0.000
414	15:12	47.860	0.002	1217.44	77.667	0.088	0.046	0.046	0.000
424	15:18	47.861	0.003	1217.42	77.665	0.090	0.047	0.048	0.000
434	15:22	47.862	0.003	1217.41	77.665	0.092	0.050	0.050	0.000
444	15:27	47.863	0.003	1217.40	77.664	0.095	0.052	0.050	0.002
454	15:46	47.862	0.006	1217.38	77.663	0.097	0.049	0.049	0.000
464	15:50	47.860	0.007	1217.37	77.662	0.099	0.047	0.050	-0.002
474	15:56	47.866	0.009	1217.36	77.662	0.101	0.053	0.052	0.000
484	16:00	47.870	0.010	1217.35	77.661	0.103	0.057	0.056	0.002
494	16:06	47.870	0.012	1217.34	77.660	0.105	0.057	0.057	0.000
504	16:11	47.869	0.014	1217.33	77.660	0.107	0.056	0.056	0.000
514	16:22	47.869	0.016	1217.32	77.659	0.109	0.055	0.056	-0.001
524	16:26	47.869	0.016	1217.31	77.658	0.112	0.056	0.057	0.000
534	16:30	47.870	0.017	1217.30	77.658	0.114	0.058	0.058	0.001
544	16:34	47.869	0.017	1217.29	77.657	0.116	0.058	0.058	0.000
554	16:40	47.868	0.018	1217.28	77.656	0.118	0.058	0.061	-0.003
564	16:45	47.870	0.018	1217.38	77.663	0.120	0.068	0.061	0.007

TABLE B-3  
 WEST0FT MICROGRAVITY SURVEY RESULTS  
 AOC65 Treatability Study  
 Camp Stanley Storage Activity, Boerne TX

Base Gravity Readings		
Location	Time	Instrument Reading
base	10:07	47.853
base	10:59	47.907
base	11:32	47.911
base	12:21	47.885
base	13:01	47.860
base	13:47	47.852
base	14:05	47.855
base	14:37	47.849
base	15:07	47.855
base	15:39	47.857
base	16:16	47.868
base	16:50	47.872
Average:		47.869
Latitude Correction:		0.096
Base Elevation:		1216.88
Elevation Correction:		77.602
Observed Gravity:		125.567

TABLE B-4  
WEST80FT MICROGRAVITY SURVEY RESULTS  
AOC 65 Treatability Study  
Camp Stanley Storage Activity, Boerne, TX

Profile:		WEST80FT							
Date Collected:		12/19/2001 - 1/10/2002							
Instrument counter reading:		27438							
Density of bedrock unit:		2.37 g/cm <sup>3</sup>							
Latitude of starting (0) point:		29deg 41' 03"= 29.684 deg							
Gravity change with latitude:		0.000213 mGals/ft							
Station	Date/Time	Instrument Reading	Drift	Elevation	Elevation Correction	Latitude Correction	Uncorrected Gravity	Trend Correction	Gravity Anomaly
0	12/19/01 8:48	47.881	0.008	1229.95	78.436	0.000	0.723	0.723	0.000
10	12/19/01 8:52	47.886	0.013	1229.93	78.434	0.002	0.723	0.723	0.000
20	12/19/01 8:56	47.890	0.019	1229.92	78.434	0.004	0.724	0.724	0.000
30	12/19/01 9:00	47.896	0.024	1229.88	78.431	0.006	0.724	0.722	0.002
40	12/19/01 9:04	47.896	0.030	1229.86	78.430	0.009	0.719	0.718	0.002
50	12/19/01 9:08	47.902	0.035	1229.67	78.418	0.011	0.710	0.712	-0.002
60	12/19/01 9:20	47.908	0.045	1229.64	78.416	0.013	0.706	0.707	-0.001
70	12/19/01 9:25	47.907	0.046	1229.63	78.415	0.015	0.705	0.704	0.002
80	12/19/01 9:30	47.910	0.047	1229.48	78.406	0.017	0.700	0.700	0.000
90	12/19/01 9:35	47.908	0.049	1229.40	78.401	0.019	0.693	0.691	0.002
100	12/19/01 9:42	47.910	0.051	1229.15	78.385	0.021	0.680	0.681	-0.001
110	12/19/01 9:54	47.914	0.051	1228.91	78.369	0.023	0.670	0.667	0.003
120	12/19/01 10:00	47.912	0.051	1228.62	78.351	0.026	0.652	0.652	-0.001
130	12/19/01 10:05	47.910	0.051	1228.36	78.334	0.028	0.636	0.636	0.000
140	12/19/01 10:10	47.908	0.050	1228.11	78.318	0.030	0.620	0.614	0.007
150	12/19/01 10:15	47.908	0.050	1227.52	78.281	0.032	0.585	0.587	-0.001
160	12/19/01 10:31	47.907	0.046	1226.96	78.245	0.034	0.554	0.559	-0.005
170	12/19/01 10:36	47.906	0.044	1226.66	78.226	0.036	0.538	0.535	0.003
180	12/19/01 10:41	47.905	0.042	1226.20	78.196	0.038	0.512	0.511	0.001
190	12/19/01 10:47	47.903	0.040	1225.71	78.165	0.040	0.483	0.484	0.000
200	12/19/01 10:53	47.903	0.037	1225.20	78.133	0.043	0.455	0.456	-0.001
210	12/19/01 11:17	47.891	0.029	1224.82	78.108	0.045	0.429	0.429	0.000
220	12/19/01 11:21	47.889	0.029	1224.38	78.080	0.047	0.402	0.403	-0.001
230	12/19/01 11:26	47.888	0.029	1223.99	78.056	0.049	0.378	0.380	-0.002

TABLE B-4  
WEST80FT MICROGRAVITY SURVEY RESULTS  
AOC 65 Treatability Study  
Camp Stanley Storage Activity, Boerne, TX

240	12/19/01 11:30	47.889	0.028	1223.67	78.035	0.051	0.361	0.359	0.002
250	12/19/01 11:34	47.889	0.028	1223.25	78.008	0.053	0.337	0.339	-0.002
260	12/19/01 11:49	47.888	0.028	1222.96	77.990	0.055	0.320	0.320	0.000
270	12/19/01 11:53	47.887	0.028	1222.67	77.971	0.058	0.302	0.304	-0.002
280	12/19/01 11:58	47.887	0.029	1222.48	77.959	0.060	0.291	0.293	-0.002
290	12/19/01 12:02	47.888	0.030	1222.38	77.953	0.062	0.287	0.286	0.001
300	12/19/01 12:11	47.889	0.031	1222.24	77.944	0.064	0.280	0.275	0.006
310	12/19/01 12:26	47.887	0.032	1221.88	77.921	0.066	0.256	0.260	-0.003
320	12/19/01 12:34	47.888	0.032	1221.61	77.904	0.068	0.242	0.239	0.003
330	12/19/01 12:39	47.889	0.032	1221.18	77.876	0.070	0.218	0.217	0.001
340	12/19/01 12:45	47.890	0.032	1220.71	77.846	0.072	0.191	0.194	-0.003
350	12/19/01 12:50	47.891	0.032	1220.37	77.825	0.075	0.173	0.175	-0.002
360	12/19/01 14:27	47.847	-0.012	1220.15	77.811	0.077	0.160	0.161	0.000
370	12/19/01 14:31	47.854	-0.007	1219.91	77.795	0.079	0.149	0.145	0.004
380	12/19/01 14:35	47.860	-0.002	1219.48	77.768	0.081	0.125	0.128	-0.003
390	12/19/01 14:39	47.863	0.003	1219.23	77.752	0.083	0.110	0.111	-0.002
400	12/19/01 14:43	47.867	0.008	1219.04	77.740	0.085	0.099	0.096	0.002
410	12/19/01 15:05	47.875	0.018	1218.77	77.723	0.087	0.081	0.083	-0.002
420	12/19/01 15:08	47.876	0.019	1218.53	77.707	0.089	0.068	0.069	-0.001
430	12/19/01 15:13	47.876	0.020	1218.35	77.696	0.092	0.058	0.056	0.002
440	12/19/01 15:17	47.877	0.021	1218.06	77.677	0.094	0.042	0.041	0.001
450	12/19/01 15:22	47.879	0.022	1217.73	77.656	0.096	0.024	0.027	-0.004
460	12/19/01 15:33	47.886	0.024	1217.51	77.642	0.098	0.016	0.014	0.002
470	12/19/01 15:38	47.889	0.026	1217.25	77.626	0.100	0.003	0.000	0.003
480	12/19/01 15:44	47.889	0.027	1216.90	77.603	0.102	-0.018	-0.016	-0.002
490	12/19/01 15:48	47.890	0.028	1216.61	77.585	0.104	-0.035	-0.035	0.000
500	12/19/01 15:53	47.889	0.030	1216.34	77.568	0.107	-0.052	-0.052	0.000
510	12/19/01 16:05	47.889	0.032	1216.06	77.550	0.109	-0.070	-0.069	-0.001
520	12/19/01 16:10	47.890	0.032	1215.77	77.531	0.111	-0.085	-0.087	0.001
530	12/19/01 16:15	47.891	0.032	1215.42	77.509	0.113	-0.105	-0.103	-0.002
540	12/19/01 16:20	47.891	0.033	1215.18	77.494	0.115	-0.119	-0.118	0.000
550	12/19/01 16:25	47.893	0.033	1214.92	77.477	0.117	-0.132	-0.132	0.001
560	12/19/01 16:40	47.894	0.035	1214.66	77.461	0.119	-0.146	-0.148	0.002

TABLE B-4  
WEST80FT MICROGRAVITY SURVEY RESULTS  
AOC 65 Treatability Study  
Camp Stanley Storage Activity, Boerne, TX

570	12/19/01 16:44	47.894	0.035	1214.32	77.439	0.121	-0.166	-0.166	-0.001
580	12/19/01 16:49	47.895	0.035	1214.00	77.418	0.124	-0.184	-0.184	0.000
590	12/19/01 16:55	47.894	0.036	1213.70	77.399	0.126	-0.203	-0.200	-0.002
600	12/19/01 17:00	47.895	0.037	1213.48	77.385	0.128	-0.214	-0.216	0.002
610	12/19/01 17:10	47.897	0.038	1213.17	77.366	0.130	-0.231	-0.232	0.000
620	12/19/01 17:15	47.898	0.039	1212.86	77.346	0.132	-0.249	-0.249	0.000
630	12/19/01 17:20	47.899	0.041	1212.55	77.326	0.134	-0.267	-0.266	-0.001
640	12/19/01 17:25	47.900	0.042	1212.30	77.310	0.136	-0.281	-0.284	0.002
650	12/19/01 17:29	47.903	0.043	1211.90	77.285	0.138	-0.302	-0.304	0.002
660	12/19/01 17:45	47.907	0.048	1211.46	77.257	0.141	-0.330	-0.328	-0.001
670	12/19/01 17:52	47.910	0.051	1211.07	77.232	0.143	-0.352	-0.352	0.000
680	12/19/01 17:56	47.908	0.053	1210.76	77.212	0.145	-0.373	-0.373	-0.001
690	12/19/01 18:02	47.915	0.055	1210.35	77.186	0.147	-0.393	-0.394	0.001
700	1/10/2002 9:38	47.841	-0.017	1210.01	77.164	0.149	-0.415	-0.413	-0.002
710	1/10/2002 9:40	47.845	-0.014	1209.71	77.145	0.151	-0.431	-0.429	-0.002
720	1/10/2002 9:42	47.850	-0.011	1209.47	77.130	0.153	-0.442	-0.443	0.001
730	1/10/2002 9:45	47.855	-0.006	1209.19	77.112	0.155	-0.457	-0.458	0.001
740	1/10/2002 9:47	47.857	-0.003	1208.90	77.093	0.158	-0.474	-0.473	-0.001
750	1/10/2002 9:53	47.863	0.006	1208.71	77.081	0.160	-0.488	-0.487	0.000
760	1/10/2002 9:54	47.868	0.007	1208.43	77.063	0.162	-0.500	-0.500	0.000
770	1/10/2002 9:59	47.876	0.016	1208.19	77.048	0.164	-0.513	-0.512	-0.001
780	1/10/2002 10:01	47.882	0.019	1207.94	77.032	0.166	-0.524	-0.526	0.001
790	1/10/2002 10:04	47.886	0.024	1207.68	77.015	0.168	-0.539	-0.542	0.002
800	1/10/2002 10:11	47.891	0.032	1207.36	76.995	0.170	-0.561	-0.561	0.000
810	1/10/2002 10:14	47.891	0.033	1207.01	76.973	0.173	-0.583	-0.581	-0.002
820	1/10/2002 10:17	47.892	0.035	1206.72	76.954	0.175	-0.600	-0.600	0.000
830	1/10/2002 10:20	47.896	0.037	1206.37	76.932	0.177	-0.618	-0.618	0.000
840	1/10/2002 10:23	47.901	0.039	1206.02	76.910	0.179	-0.635	-0.641	0.007
850	1/10/2002 10:46	47.892	0.039	1205.56	76.880	0.181	-0.672	-0.666	-0.006
860	1/10/2002 10:48	47.892	0.039	1205.22	76.859	0.183	-0.691	-0.690	-0.001
870	1/10/2002 10:50	47.893	0.039	1204.89	76.838	0.185	-0.709	-0.709	0.000
880	1/10/2002 10:52	47.895	0.039	1204.53	76.815	0.187	-0.727	-0.727	-0.001
890	1/10/2002 10:54	47.898	0.038	1204.19	76.793	0.190	-0.744	-0.744	0.000

TABLE B-4  
 WEST80FT MICROGRAVITY SURVEY RESULTS  
 AOC 65 Treatability Study  
 Camp Stanley Storage Activity, Boerne, TX

900	1/10/2002 10:56	47.898	0.038	1203.89	76.774	0.192	-0.760	-0.744	-0.017
-----	-----------------	--------	-------	---------	--------	-------	--------	--------	--------

Base Gravity Readings		
Location	Date/Time	Insrtument Reading
base	12/19/01 8:42	47.860
base	12/19/01 9:14	47.903
base	12/19/01 9:47	47.912
base	12/19/01 10:24	47.909
base	12/19/01 11:11	47.890
base	12/19/01 11:44	47.887
base	12/19/01 12:17	47.892
base	12/19/01 12:55	47.892
base	12/19/01 14:21	47.841
base	12/19/01 14:49	47.875
base	12/19/01 15:27	47.883
base	12/19/01 15:59	47.891
base	12/19/01 16:34	47.894
base	12/19/01 17:05	47.897
base	12/19/01 17:38	47.905
base	12/19/01 18:21	47.923
base	1/10/2002 9:34	47.837
base	1/10/2002 9:50	47.861
base	1/10/2002 10:08	47.890
base	1/10/2002 10:27	47.901
base	1/10/2002 10:59	47.898
Average:		47.888
Latitude Correction:		0.096
Base Elevation:		1216.88
Elevation Correction:		77.602
Observed Gravity:		125.586



TABLE B-5  
 MW8-MW10 MICROGRAVITY SURVEY RESULTS  
 AOC65 Treatability Study  
 Camp Stanley Storage Activity, Boerne, TX

Profile:		MW8-MW10							
Date Collected:		1/7/2002							
Instrument counter reading:		27438							
Assumed density of bedrock unit:		2.37 g/cm <sup>3</sup>							
Latitude of starting pt. (0'):		29deg 41' 10"= 29.686							
Latitude change with distance:		0.000213 mGals/ft							
Station	Date/Time	Instrument Reading	Drift	Elevation	Elevation Correction	Latitude Correction	Uncorrected Gravity	Trend Correction	Corrected Gravity
0	1/7/2002 13:38	47.800	0.011	1205.80	76.896	0.000	-0.884	-0.93724	0.053
10	1/7/2002 13:43	47.811	0.018	1204.93	76.840	0.002	-0.934	-0.93724	0.003
20	1/7/2002 13:48	47.820	0.026	1204.80	76.832	0.004	-0.939	-0.93724	-0.002
30	1/7/2002 13:53	47.826	0.034	1204.50	76.813	0.006	-0.958	-0.96076	0.003
40	1/7/2002 13:55	47.831	0.037	1204.23	76.795	0.009	-0.971	-0.97781	0.007
50	1/7/2002 14:16	47.841	0.055	1203.84	76.771	0.011	-1.002	-0.99739	-0.004
60	1/7/2002 14:20	47.844	0.057	1203.52	76.750	0.013	-1.020	-1.01670	-0.003
70	1/7/2002 14:23	47.846	0.059	1203.21	76.730	0.015	-1.037	-1.03813	0.001
80	1/7/2002 14:26	47.850	0.061	1202.87	76.709	0.017	-1.054	-1.05785	0.004
90	1/7/2002 14:31	47.852	0.064	1202.48	76.684	0.019	-1.078	-1.07899	0.001
100	1/7/2002 14:42	47.859	0.070	1202.08	76.658	0.021	-1.100	-1.10007	0.000
110	1/7/2002 14:45	47.861	0.072	1201.65	76.631	0.023	-1.125	-1.12138	-0.004
120	1/7/2002 14:48	47.863	0.073	1201.34	76.611	0.026	-1.142	-1.14217	0.000
130	1/7/2002 14:51	47.863	0.075	1201.04	76.592	0.028	-1.161	-1.16076	0.000
140	1/7/2002 14:54	47.861	0.076	1200.73	76.572	0.030	-1.182	-1.17812	-0.004
150	1/7/2002 15:06	47.871	0.080	1200.43	76.553	0.032	-1.193	-1.19398	0.001
160	1/7/2002 15:09	47.872	0.081	1200.10	76.532	0.034	-1.212	-1.21019	-0.002
170	1/7/2002 15:12	47.873	0.082	1199.91	76.520	0.036	-1.222	-1.22561	0.004
180	1/7/2002 15:17	47.869	0.083	1199.64	76.503	0.038	-1.242	-1.24224	0.000
190	1/7/2002 15:21	47.871	0.084	1199.32	76.482	0.040	-1.259	-1.25837	-0.001
200	1/7/2002 15:36	47.873	0.085	1199.00	76.462	0.043	-1.277	-1.27602	-0.001
210	1/7/2002 15:39	47.872	0.085	1198.73	76.445	0.045	-1.293	-1.29156	-0.001
220	1/7/2002 15:43	47.873	0.085	1198.41	76.424	0.047	-1.310	-1.31138	0.001
230	1/7/2002 15:47	47.872	0.085	1198.24	76.413	0.049	-1.320	-1.32790	0.008
240	1/7/2002 15:51	47.874	0.085	1197.57	76.371	0.051	-1.358	-1.34121	-0.017
250	1/7/2002 16:01	47.875	0.068	1197.24	76.350	0.053	-1.359	-1.35352	-0.006
260	1/7/2002 16:04	47.876	0.058	1197.03	76.336	0.055	-1.359	-1.36488	0.006

TABLE B-5  
 MW8-MW10 MICROGRAVITY SURVEY RESULTS  
 AOC65 Treatability Study  
 Camp Stanley Storage Activity, Boerne, TX

270	1/7/2002 16:07	47.875	0.048	1196.66	76.313	0.058	-1.371	-1.36919	-0.002
280	1/7/2002 16:11	47.876	0.034	1196.32	76.291	0.060	-1.376	-1.37538	-0.001
290	1/7/2002 16:16	47.872	0.017	1196.03	76.273	0.062	-1.380	-1.38688	0.007
300	1/7/2002 16:25	47.878	0.015	1195.71	76.252	0.064	-1.390	-1.40194	0.012
310	1/7/2002 16:29	47.879	0.030	1195.48	76.237	0.066	-1.417	-1.42181	0.005
320	1/7/2002 16:33	47.879	0.045	1195.21	76.220	0.068	-1.447	-1.44868	0.002
330	1/7/2002 16:36	47.879	0.056	1194.90	76.200	0.070	-1.476	-1.45217	-0.024
340	1/7/2002 16:43	47.882	0.083	1194.63	76.183	0.072	-1.514	-1.46178	-0.052
350	1/8/2002 9:18	47.858	0.007	1195.45	76.236	0.075	-1.408	-1.46853	0.061
360	1/8/2002 9:23	47.868	0.012	1194.45	76.172	0.077	-1.465	-1.47189	0.007
370	1/8/2002 9:28	47.876	0.018	1194.13	76.151	0.079	-1.480	-1.47196	-0.009
380	1/8/2002 9:33	47.882	0.023	1193.90	76.137	0.081	-1.493	-1.49842	0.006
390	1/8/2002 9:37	47.884	0.027	1193.56	76.115	0.083	-1.514	-1.51654	0.002
400	1/8/2002 9:58	47.891	0.044	1193.27	76.096	0.085	-1.540	-1.53431	-0.006
410	1/8/2002 10:02	47.892	0.046	1193.02	76.081	0.087	-1.555	-1.55206	-0.003
420	1/8/2002 10:06	47.897	0.049	1192.73	76.062	0.089	-1.569	-1.56765	-0.002
430	1/8/2002 10:09	47.897	0.051	1192.54	76.050	0.092	-1.581	-1.57981	-0.001
440	1/8/2002 10:13	47.901	0.053	1192.31	76.035	0.094	-1.592	-1.59188	-0.001
450	1/8/2002 10:31	47.914	0.060	1192.04	76.018	0.096	-1.601	-1.60388	0.003
460	1/8/2002 10:34	47.912	0.060	1191.81	76.003	0.098	-1.616	-1.61589	0.000
470	1/8/2002 10:37	47.912	0.060	1191.57	75.988	0.100	-1.629	-1.62772	-0.002
480	1/8/2002 10:40	47.911	0.061	1191.37	75.975	0.102	-1.641	-1.63949	-0.002
490	1/8/2002 10:44	47.910	0.061	1191.20	75.964	0.104	-1.652	-1.64904	-0.003
500	1/8/2002 10:52	47.912	0.062	1191.02	75.953	0.107	-1.660	-1.65819	-0.001
510	1/8/2002 10:55	47.913	0.062	1190.91	75.946	0.109	-1.663	-1.66757	0.004
520	1/8/2002 11:00	47.912	0.062	1190.71	75.933	0.111	-1.675	-1.67705	0.002
530	1/8/2002 11:04	47.912	0.062	1190.47	75.918	0.113	-1.688	-1.69112	0.003
540	1/8/2002 11:07	47.915	0.062	1190.22	75.902	0.115	-1.699	-1.70731	0.008
550	1/8/2002 11:17	47.911	0.061	1189.75	75.872	0.117	-1.730	-1.72375	-0.006
560	1/8/2002 11:20	47.913	0.061	1189.45	75.853	0.119	-1.744	-1.73952	-0.005
570	1/8/2002 11:23	47.909	0.060	1189.27	75.841	0.121	-1.757	-1.75575	-0.001
580	1/8/2002 11:26	47.908	0.059	1189.09	75.830	0.124	-1.767	-1.76893	0.002
590	1/8/2002 11:30	47.908	0.059	1188.84	75.814	0.126	-1.780	-1.78131	0.001
600	1/8/2002 11:41	47.904	0.055	1188.57	75.797	0.128	-1.796	-1.79217	-0.004
610	1/8/2002 11:44	47.904	0.054	1188.35	75.783	0.130	-1.806	-1.80199	-0.004

TABLE B-5  
 MW8-MW10 MICROGRAVITY SURVEY RESULTS  
 AOC65 Treatability Study  
 Camp Stanley Storage Activity, Boerne, TX

620	1/8/2002 11:48	47.905	0.052	1188.19	75.773	0.132	-1.812	-1.81050	-0.001
630	1/8/2002 11:51	47.902	0.051	1188.11	75.767	0.134	-1.816	-1.81829	0.002
640	1/8/2002 11:53	47.900	0.050	1187.99	75.760	0.136	-1.823	-1.82470	0.002
650	1/8/2002 13:54	47.837	-0.012	1187.78	75.746	0.138	-1.835	-1.83136	-0.003
660	1/8/2002 13:57	47.841	-0.010	1187.67	75.739	0.141	-1.838	-1.83735	-0.001
670	1/8/2002 14:00	47.844	-0.007	1187.53	75.730	0.143	-1.845	-1.84203	-0.003
680	1/8/2002 14:02	47.845	-0.005	1187.49	75.728	0.145	-1.846	-1.84460	-0.002
690	1/8/2002 14:05	47.850	-0.002	1187.42	75.723	0.147	-1.846	-1.84304	-0.003
700	1/8/2002 14:16	47.860	0.005	1187.33	75.718	0.149	-1.848	-1.84384	-0.004
710	1/8/2002 14:19	47.868	0.007	1187.46	75.726	0.151	-1.830	-1.84258	0.012
720	1/8/2002 14:23	47.864	0.009	1187.23	75.711	0.153	-1.849	-1.84038	-0.008
730	1/8/2002 14:26	47.864	0.010	1187.36	75.720	0.155	-1.840	-1.83334	-0.006
740	1/8/2002 14:29	47.866	0.011	1187.39	75.722	0.158	-1.835	-1.82988	-0.005
750	1/8/2002 14:40	47.872	0.001	1187.46	75.726	0.160	-1.812	-1.82230	0.010
760	1/8/2002 14:43	47.874	0.003	1187.42	75.723	0.162	-1.813	-1.81734	0.004
770	1/8/2002 14:46	47.881	0.006	1187.35	75.719	0.164	-1.811	-1.81625	0.005
780	1/8/2002 14:49	47.883	0.008	1187.26	75.713	0.166	-1.815	-1.82495	0.010
790	1/8/2002 14:52	47.882	0.011	1187.05	75.700	0.168	-1.830	-1.83560	0.006
800	1/8/2002 15:07	47.876	0.026	1186.94	75.693	0.170	-1.856	-1.84649	-0.009
810	1/8/2002 15:10	47.873	0.027	1186.80	75.684	0.173	-1.866	-1.85887	-0.008
820	1/8/2002 15:13	47.883	0.028	1186.64	75.674	0.175	-1.865	-1.86924	0.004
830	1/8/2002 15:16	47.881	0.029	1186.47	75.663	0.177	-1.877	-1.87519	-0.002
840	1/8/2002 15:19	47.884	0.029	1186.33	75.654	0.179	-1.882	-1.87966	-0.002
850	1/8/2002 15:31	47.887	0.031	1186.22	75.647	0.181	-1.886	-1.88547	0.000
860	1/8/2002 15:33	47.892	0.032	1186.07	75.637	0.183	-1.889	-1.88853	0.000
870	1/8/2002 15:36	47.890	0.034	1186.00	75.633	0.185	-1.894	-1.89120	-0.003
880	1/8/2002 15:38	47.889	0.034	1186.03	75.635	0.187	-1.892	-1.89296	0.001
890	1/8/2002 15:44	47.888	0.037	1186.01	75.634	0.190	-1.895	-1.89267	-0.002
900	1/8/2002 15:55	47.901	0.053	1186.03	75.635	0.192	-1.894	-1.89028	-0.004
910	1/8/2002 16:00	47.903	0.052	1186.06	75.637	0.194	-1.887	-1.88586	-0.002
920	1/8/2002 16:03	47.902	0.051	1186.11	75.640	0.196	-1.883	-1.88442	0.002
930	1/8/2002 16:05	47.901	0.051	1186.28	75.651	0.198	-1.870	-1.88887	0.019
940	1/8/2002 16:08	47.898	0.050	1186.01	75.634	0.200	-1.888	-1.89717	0.010
950	1/8/2002 16:20	47.894	0.046	1185.51	75.602	0.202	-1.917	-1.90621	-0.010
960	1/8/2002 16:24	47.894	0.045	1185.28	75.587	0.204	-1.929	-1.91823	-0.011

TABLE B-5  
 MW8-MW10 MICROGRAVITY SURVEY RESULTS  
 AOC65 Treatability Study  
 Camp Stanley Storage Activity, Boerne, TX

970	1/8/2002 16:27	47.889	0.045	1185.34	75.591	0.207	-1.928	-1.93008	0.002
980	1/8/2002 16:30	47.893	0.045	1185.20	75.582	0.209	-1.930	-1.94791	0.018
990	1/8/2002 16:34	47.893	0.044	1184.90	75.563	0.211	-1.947	-1.96991	0.023
1000	1/8/2002 16:48	47.889	0.045	1184.01	75.506	0.213	-2.006	-1.98312	-0.023
1010	1/8/2002 16:51	47.889	0.044	1183.45	75.470	0.215	-2.039	-1.99173	-0.047
1020	1/8/2002 16:55	47.888	0.044	1184.13	75.514	0.217	-1.994	-1.99579	0.002
1030	1/8/2002 16:58	47.888	0.043	1184.41	75.531	0.219	-1.973	-1.98712	0.014
1040	1/8/2002 17:00	47.891	0.043	1184.42	75.532	0.222	-1.967	-1.97288	0.006
1050	1/8/2002 17:10	47.892	0.032	1184.27	75.523	0.224	-1.962	-1.96761	0.005
1060	1/8/2002 17:14	47.891	0.033	1184.19	75.517	0.226	-1.968	-1.96516	-0.003
1070	1/8/2002 17:18	47.893	0.034	1184.15	75.515	0.228	-1.967	-1.96599	-0.001
1080	1/8/2002 17:21	47.895	0.035	1184.20	75.518	0.230	-1.961	-1.97851	0.017
1090	1/8/2002 17:25	47.894	0.036	1184.04	75.508	0.232	-1.971	-1.98906	0.018
1100	1/9/2002 9:51	47.847	0.046	1184.05	75.509	0.234	-2.025	-1.99732	-0.028
1110	1/9/2002 9:54	47.850	0.046	1184.04	75.508	0.236	-2.020	-2.00318	-0.017
1120	1/9/2002 9:56	47.855	0.046	1184.11	75.512	0.239	-2.009	-2.00585	-0.003
1130	1/9/2002 9:59	47.857	0.045	1184.33	75.526	0.241	-1.990	-1.98785	-0.003
1140	1/9/2002 10:02	47.861	0.045	1184.32	75.526	0.243	-1.985	-1.96692	-0.018
1150	1/9/2002 10:22	47.871	0.012	1184.38	75.530	0.245	-1.935	-1.94332	0.008
1160	1/9/2002 10:27	47.872	0.018	1184.73	75.552	0.247	-1.916	-1.92172	0.006
1170	1/9/2002 10:30	47.875	0.021	1185.10	75.575	0.249	-1.891	-1.90168	0.011
1180	1/9/2002 10:33	47.874	0.025	1185.27	75.586	0.251	-1.882	-1.88795	0.006
1190	1/9/2002 10:35	47.876	0.027	1185.21	75.583	0.253	-1.885	-1.87777	-0.007
1200	1/9/2002 10:46	47.884	0.016	1185.16	75.579	0.256	-1.866	-1.87041	0.004
1210	1/9/2002 10:48	47.885	0.017	1185.15	75.579	0.258	-1.865	-1.86323	-0.002
1220	1/9/2002 10:51	47.885	0.019	1185.31	75.589	0.260	-1.854	-1.85523	0.001
1230	1/9/2002 10:53	47.888	0.019	1185.36	75.592	0.262	-1.846	-1.85116	0.005
1240	1/9/2002 10:56	47.886	0.021	1185.41	75.595	0.264	-1.845	-1.84691	0.002
1250	1/9/2002 11:09	47.884	0.031	1185.54	75.604	0.266	-1.846	-1.84439	-0.002
1260	1/9/2002 11:12	47.885	0.031	1185.54	75.604	0.268	-1.844	-1.83980	-0.004
1270	1/9/2002 11:15	47.889	0.032	1185.49	75.600	0.271	-1.841	-1.83039	-0.011
1280	1/9/2002 11:17	47.891	0.032	1185.71	75.614	0.273	-1.824	-1.82004	-0.003
1290	1/9/2002 11:20	47.890	0.033	1186.11	75.640	0.275	-1.798	-1.80514	0.008
1300	1/9/2002 11:33	47.890	0.038	1186.20	75.646	0.277	-1.794	-1.78348	-0.011
1310	1/9/2002 11:35	47.894	0.038	1186.51	75.665	0.279	-1.769	-1.75902	-0.010

TABLE B-5  
 MW8-MW10 MICROGRAVITY SURVEY RESULTS  
 AOC65 Treatability Study  
 Camp Stanley Storage Activity, Boerne, TX

1320	1/9/2002 11:38	47.894	0.040	1187.06	75.700	0.281	-1.733	-1.73610	0.003
1330	1/9/2002 11:40	47.895	0.040	1187.52	75.730	0.283	-1.701	-1.72278	0.022
1340	1/9/2002 11:43	47.895	0.041	1187.79	75.747	0.285	-1.683	-1.70924	0.026
1350	1/9/2002 13:21	47.836	0.042	1187.99	75.760	0.288	-1.728	-1.70031	-0.027
1360	1/9/2002 13:24	47.841	0.042	1188.29	75.779	0.290	-1.701	-1.69574	-0.006
1370	1/9/2002 13:26	47.845	0.042	1188.40	75.786	0.292	-1.688	-1.69414	0.006
1380	1/9/2002 13:30	47.849	0.042	1188.46	75.790	0.294	-1.678	-1.67660	-0.002
1390	1/9/2002 13:33	47.851	0.042	1188.45	75.789	0.296	-1.675	-1.66239	-0.012
1400	1/9/2002 13:43	47.859	0.024	1188.55	75.795	0.298	-1.640	-1.64715	0.007
1410	1/9/2002 13:45	47.862	0.022	1188.60	75.799	0.300	-1.630	-1.63202	0.002
1420	1/9/2002 13:47	47.864	0.021	1188.80	75.811	0.302	-1.612	-1.61689	0.005
1430	1/9/2002 13:50	47.868	0.019	1188.82	75.813	0.305	-1.603	-1.60809	0.005
1440	1/9/2002 13:53	47.868	0.017	1188.81	75.812	0.307	-1.599	-1.60248	0.003
1450	1/9/2002 14:03	47.864	0.012	1188.81	75.812	0.309	-1.596	-1.59981	0.004
1460	1/9/2002 14:05	47.858	0.014	1188.81	75.812	0.311	-1.602	-1.59931	-0.003
1470	1/9/2002 14:08	47.863	0.018	1188.81	75.812	0.313	-1.599	-1.59957	0.001
1480	1/9/2002 14:11	47.863	0.021	1188.81	75.812	0.315	-1.600	-1.60113	0.001
1490	1/9/2002 14:13	47.863	0.024	1188.81	75.812	0.317	-1.600	-1.60113	0.001
1500	1/9/2002 14:16	47.861	0.027	1188.81	75.812	0.320	-1.604	-1.60113	-0.003

Base Gravity Readings		
Location	Date/Time	Insrtument Reading
base	1/7/2002 13:31	47.789
base	1/7/2002 14:01	47.835
base	1/7/2002 14:36	47.856
base	1/7/2002 15:00	47.868
base	1/7/2002 15:26	47.874
base	1/7/2002 15:56	47.874
base	1/7/2002 16:21	47.789
base	1/7/2002 16:46	47.883
base	1/8/2002 9:12	47.850
base	1/8/2002 9:42	47.883
base	1/8/2002 10:20	47.908

TABLE B-5  
 MW8-MW10 MICROGRAVITY SURVEY RESULTS  
 AOC65 Treatability Study  
 Camp Stanley Storage Activity, Boerne, TX

base	1/8/2002 10:48	47.912
base	1/8/2002 11:11	47.912
base	1/8/2002 11:35	47.908
base	1/8/2002 11:57	47.898
base	1/8/2002 13:37	47.822
base	1/8/2002 14:11	47.853
base	1/8/2002 14:35	47.864
base	1/8/2002 14:56	47.881
base	1/8/2002 15:25	47.889
base	1/8/2002 15:49	47.899
base	1/8/2002 16:15	47.894
base	1/8/2002 16:40	47.892
base	1/8/2002 17:05	47.888
base	1/8/2002 17:30	47.896
base	1/9/2002 9:48	47.842
base	1/9/2002 10:06	47.864
base	1/9/2002 10:41	47.880
base	1/9/2002 11:05	47.885
base	1/9/2002 11:25	47.892
base	1/9/2002 11:46	47.892
base	1/9/2002 13:16	47.831
base	1/9/2002 13:37	47.856
base	1/9/2002 13:57	47.866
base	1/9/2002 14:22	47.862
Average:		47.871
Latitude Correction:		0.096
Base Elevation:		1216.88
Elevation Correction:		77.602
Observed Gravity:		125.569